



General Product Information

Product Family:	CEL	Motor type	EC
Defrost Type:	Electric	Number of Fans:	2
Voltage: (Volts/Ph/Hz)	208-230/1/60	Fan HorsePower	1/20
Refrigerant Type:	R448A	Fins per Inch	6

Technical Information

Performance Data

Capacity			Air Flow			Altitude (ft)	AWEF Value	
TD (°F)	SST (°F)	Application Capacity* (BTU/H)	CFM	Fan Diameter (in.)	Air Throw (ft) Standard w/Collar		Cooler > 32	Freezer <= 32
10	-20	9,900	1281	12	- -	0	N/A	4.03

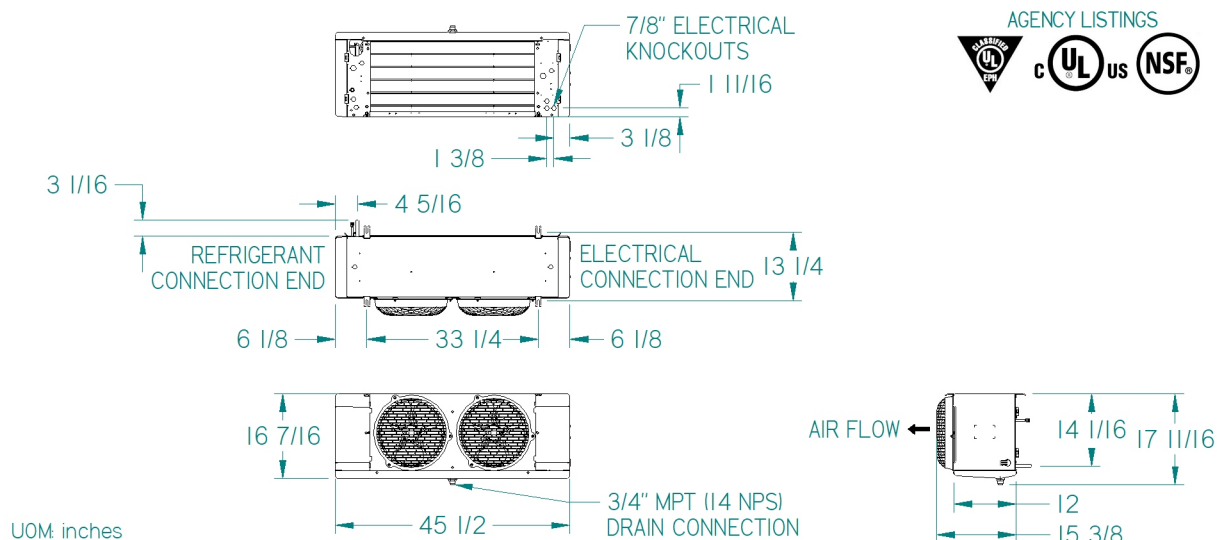
Electrical Data

Fan Motor(s)		Defrost Heater(s)		Drain pan Heater(s) HG	
Watts	Amps	Watts	Amps	Watts	Amps
118	1	2100	9.1	-	-

Unit Specifications

Connections (in.)						Approx. Net Weight (lbs)
Coil Inlet	Suction	External Equalizer	Drain	Side Port	Hot Gas Drain Pan	
1/2	7/8	1/4	3/4	-	-	59

Dimensional Drawing(s)





Standard Features

EASE OF INSTALLATION SERVICE

- ALL ELECTRICAL COMPONENTS FACTORY WIRED TO TERMINAL BOARD AND IDENTIFIED, MAKING IT EASY TO FIELD WIRE THE UNIT
- CABINET DESIGN FEATURES HINGED, REMOVABLE FRONT ACCESS PANELS ON EACH SIDE FOR EASY ACCESS TO ELECTRICAL AND REFRIGERATION COMPONENTS
- LIQUID LINE SOLENOID WIRE HARNESS IS FACTORY-INSTALLED FOR QUICK INSTALLATION
- MOTORS PLUG INTO WIRING HARNESS FOR EASIER SERVICING
- HINGED, REMOVABLE DRAIN PAN FOR EASY AND SAFE ACCESS
- PRE-DRILLED HOLES ON THE BACK OF THE UNIT FOR ROOM THERMOSTAT
- QUICK REMOVAL FAN GUARD/MOTOR ASSEMBLY FOR EASY SERVICE OR REPLACEMENT OF AIR MOVER PARTS

RELIABLE DURABLE

- HEAVY GAUGE GRAINED ALUMINUM CABINET CLEANS EASILY AND LOOKS ATTRACTIVE
- MOLDED FAN GUARD AND ACCESS PANELS ARE MADE OF STRONG, DURABLE, AND NSF AND UL SANITATION RATED PLASTIC MATERIAL
- SWEAT CONNECTIONS TO REDUCE POTENTIAL FOR LEAKS

PERFORMANCE

- INTERNAL PANELS ARE ISOLATED FOR QUIET OPERATION
- INTERNALLY ENHANCED TUBING AND FIN DESIGN FOR HIGHER EFFICIENCY
- EC MOTORS STANDARD ON ALL MODELS FOR IMPROVED UNIT EFFICIENCY

VERSATILE

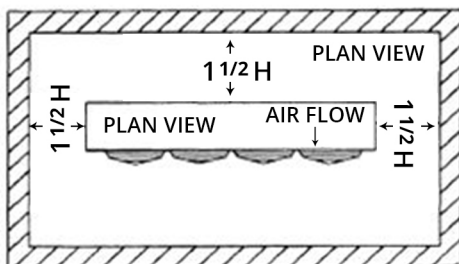
- LARGE DIAMETER DRAIN HOLE (3/4" ID) IS LOCATED TOWARDS THE BACK OF THE UNIT
- MINIMAL HEIGHT OF THE LOW PROFILE SERIES MAKES IT IDEAL FOR LOW CEILING COOLERS

Options

Mounted Options

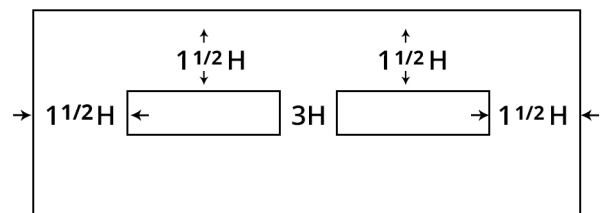
- Cabinet Type - Stucco
- Controller Option - None
- Drain Pan Type - Stucco
- Fan Blade - Standard
- Coil Fin Material - Aluminium
- UC Solenoid Voltage - None
- Coil Mechanical Option - Standard
- Drain Pan Defrost Type - Electric
- DTFD Option - Fixed
- Fan Guard - Molded
- Hot Gas External Piping - None
- Heater Limit Switch - Included

Minimum Unit Clearances



One Evaporator

NOTE:
H = Total Height
evaporator
coil surface.



Two Evaporators

Notes

* Capacities shown are Application Capacities reflecting nominal operation at 10°F TD. For models within the scope of the DOE AWEF (Annual Walk-in Energy Factor) standard, the Net Capacity is determined by the AHRI 1250 test method. DOE will publish this compliance data at www.regulations.doe.gov